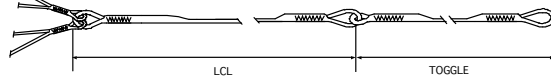
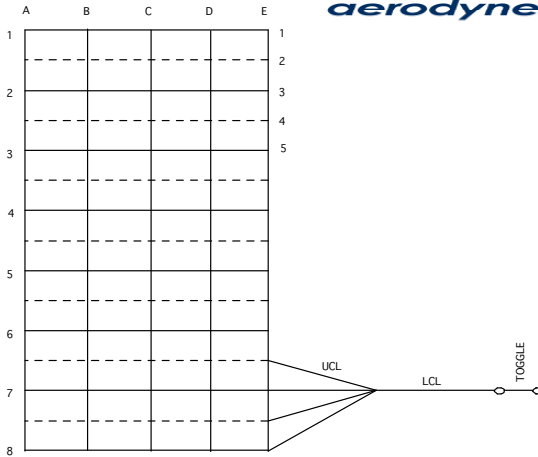
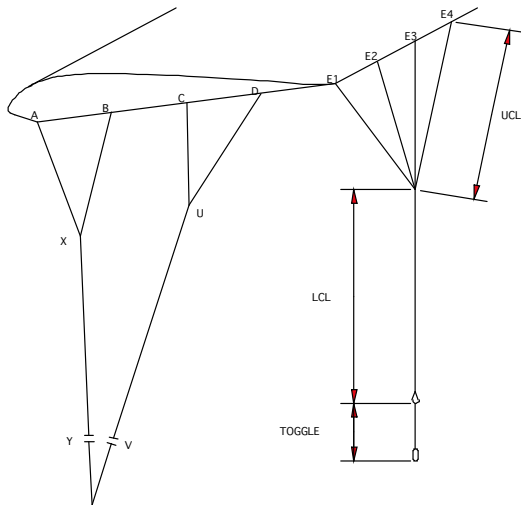
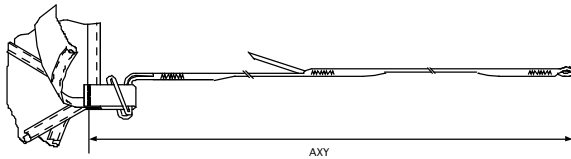


SMART



ENSURE LOOPS ARE HELD EVENLY AND SECURELY. EACH LINE TO BE LOADED TO 10LBS DURING MEASUREMENT. MEASURE THE DEPLOYMENT BRAKE SETTING WITH THE TOGGLES STOWED. MEASURE THE FULL FLIGHT SETTING WITH THE TOGGLES UNSTOWED.



MEASURE FROM END OF SUSPENSION LINE LOOP TO BARTACK ON SUSPENSION LINE ATTACHMENT TAB.

Canopy	99	110	120	135	150	160	175	190	220	250
AXY	2404	2500	2620	2780	2930	3008	3152	3286	3532	3720
A-B	35	39	40	40	45	45	45	50	50	93
A-C	180	184	200	215	235	235	235	253	270	282
A-D	395	403	435	455	490	501	515	538	580	568
LCL	1890	1978	2062	2180	2294	2360	2458	2550	2723	2200
TOGGLE	435	443	348	370	400	410	438	445	440	800
C4-E4	EVEN	EVEN	EVEN	EVEN	EVEN	EVEN	EVEN	EVEN	EVEN	-
C4-E5	-	-	-	-	-	-	-	-	-	EVEN
Full Flight Setting										
D4-E4	225	238	118	136	145	155	160	160	130	-
D4-E5	-	-	-	-	-	-	-	-	-	530

Float
 B : 20mm
 C : 40mm
 D : 60mm

ABOVE D4
 ABOVE D4

All dimensions in mm

VERSION 1.1