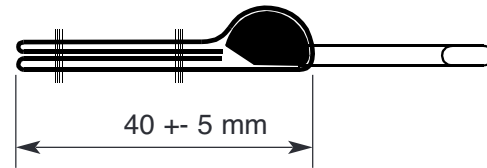





# TB002 TECHNICAL BULLETIN

## Stainless Steel Adjusters Ed 01/2004



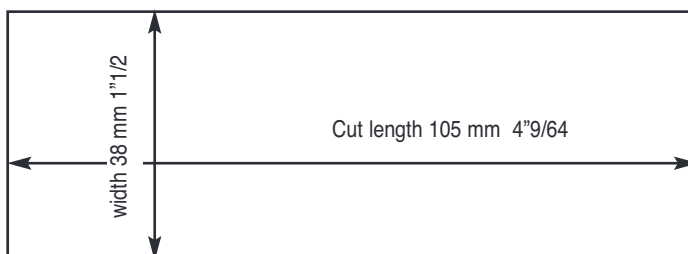
Leg adjuster buffer:

- 1) Cut Type 8 length 16 cm - 6.3 inch
- 2) Wrap around the barrel as shown on drawing
- 3) Stitch single needle "E" thread 4 times
- 4) Re-install the leg webbing as shown below



### Elastic keeper

- 1 Cotton elastic band keeper Type 1 width 1"1/2 - Template length 105 mm 4" 9/64



- 2 Single needle stitch



A C  
B D

- 3 Bind the band and cut the tape with a hot knife.



- 4 Fold the tape and box stitch

