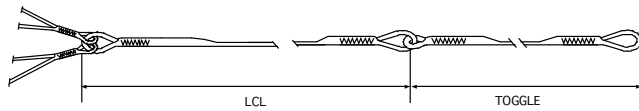
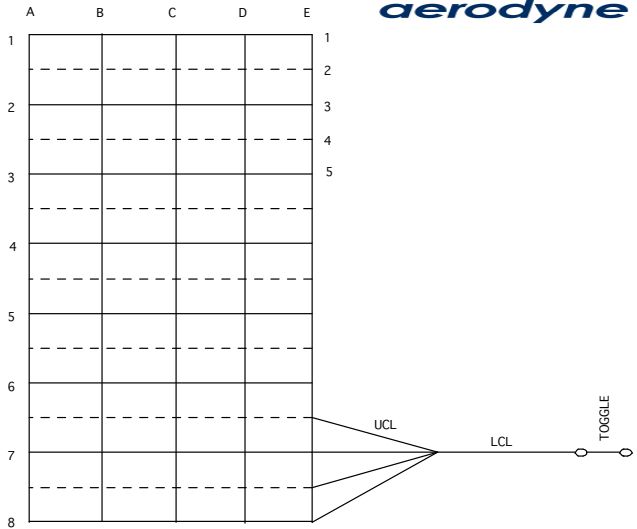
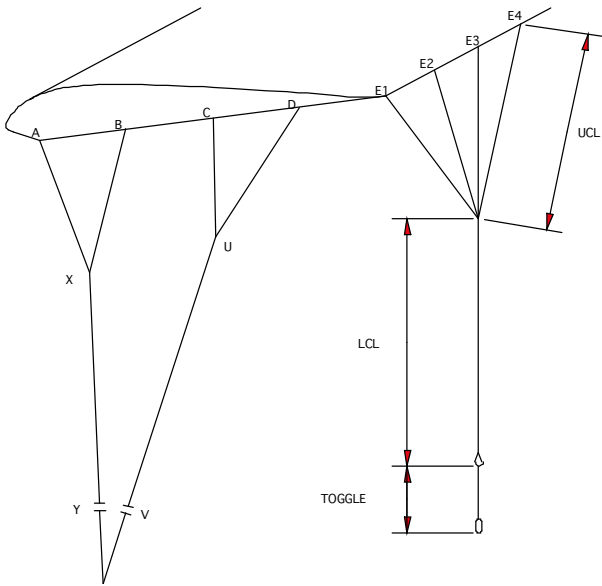
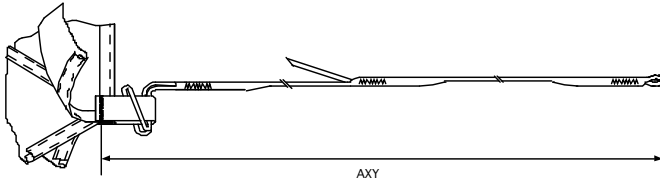


SMART



ENSURE LOOPS ARE HELD EVENLY AND SECURELY. EACH LINE TO BE LOADED TO 10LBS DURING MEASUREMENT. MEASURE THE DEPLOYMENT BRAKE SETTING WITH THE TOGGLES STOWED. MEASURE THE FULL FLIGHT SETTING WITH THE TOGGLES UNSTOWED.



MEASURE FROM END OF SUSPENSION LINE LOOP TO BARTACK ON SUSPENSION LINE ATTACHMENT TAB.

Canopy	99	110	120	135	150	160	175	190	220	250
AXY	94 3/4	98 2/4	103 1/4	109 2/4	115 1/4	118 2/4	124	129 1/4	139	146 2/4
A-B	1 2/4	1 2/4	1 2/4	1 2/4	1 3/4	1 3/4	1 3/4	2	2	3 3/4
A-C	7	7 1/4	7 3/4	8 2/4	9 1/4	9 1/4	9 1/4	10	10 3/4	11
A-D	15 2/4	15 3/4	17 1/4	18	19 1/4	19 3/4	20 1/4	21 1/4	22 3/4	22 1/4
LCL	74 2/4	77 3/4	81 1/4	85 3/4	90 1/4	93	96 3/4	100 2/4	107 1/4	86 2/4
TOGGLE	17 1/4	17 2/4	13 3/4	14 2/4	15 3/4	16 1/4	17 1/4	17 2/4	17 1/4	31 2/4
C4-E4	EVEN	EVEN	EVEN	EVEN	EVEN	EVEN	EVEN	EVEN	EVEN	-
C4-E5	-	-	-	-	-	-	-	-	-	EVEN
Full Flight Setting										
D4-E4	8 3/4	9 1/4	4 3/4	5 1/4	5 3/4	6	6 1/4	6 1/4	5	-
D4-E5	-	-	-	-	-	-	-	-	-	20 3/4

Float
 B : 3/4"
 C : 1 5/8"
 D : 2 3/8"

ABOVE D4
 ABOVE D4

All dimensions in Inch

VERSION 1.1