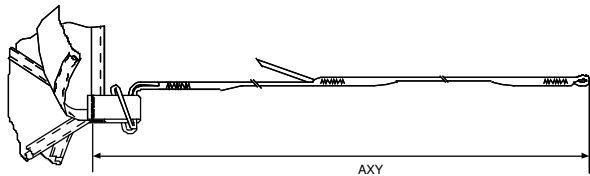
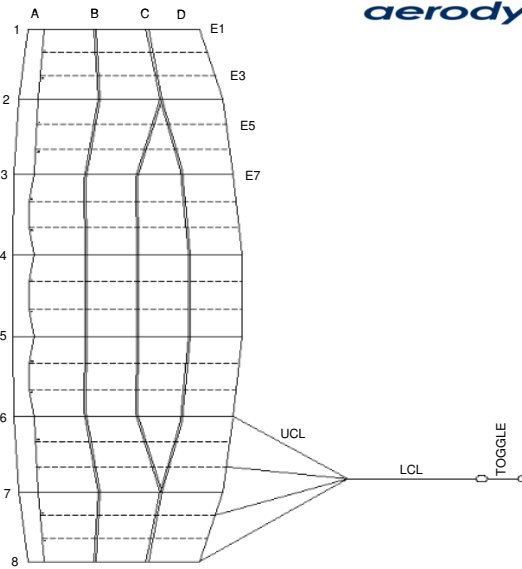
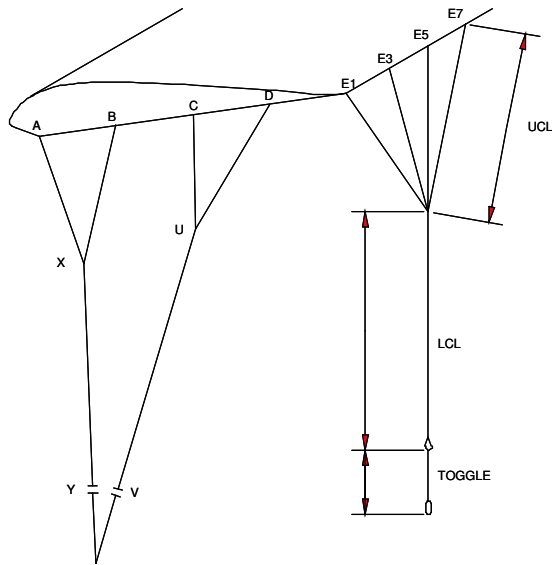


SENSEI



ENSURE LOOPS ARE HELD EVENLY AND SECURELY. EACH LINE TO BE LOADED TO 4.5KG DURING MEASUREMENT. MEASURE THE DEPLOYMENT BRAKE SETTING WITH THE TOGGLES STOWED. MEASURE THE FULL FLIGHT SETTING WITH THE TOGGLES UNSTOWED.

MEASURE FROM END OF SUSPENSION LINE LOOP TO BARTACK ON SUSPENSION LINE ATTACHMENT TAB.

Canopy	71	81	91	101	111	121
AXY1	93 4/8	107	110 5/8	116 5/8	123 4/8	129
A1-B1	-2	-2	-1 5/8	-2 2/8	-2 3/8	-2 3/8
A1-C1	-3 6/8	-2	-2 4/8	-3	-4 5/8	-4 7/8
AXY2	93 6/8	107 1/8	110 6/8	116 6/8	123 6/8	129 1/8
A2-B2	2 1/8	2 2/8	2 3/8	2 4/8	2 4/8	2 5/8
A2-C2	7 5/8	8 2/8	7 6/8	9 2/8	9 6/8	10 1/8
AXY3	92 7/8	106 4/8	110	116	122 7/8	128 2/8
A3-B3	2	2	2	2 1/8	2 2/8	2 3/8
A3-C3	6 2/8	6 5/8	6 7/8	7 2/8	7 5/8	8
A3-D3	11 3/8	12 1/8	12 4/8	13 2/8	13 7/8	14 4/8
AXY4	92 7/8	106 3/8	110	116	122 7/8	128 2/8
A4-B4	2	2	2	2 1/8	2 2/8	2 3/8
A4-C4	6 1/8	6 4/8	6 6/8	7 1/8	7 4/8	7 6/8
A4-D4	12	12 7/8	13 3/8	14	14 6/8	15 4/8
LCL	63	68 3/8	70 5/8	74 4/8	78 7/8	82 3/8
TOGGLE	17 4/8	15	15 4/8	16 3/8	17 3/8	22 7/8
ULC1	47 5/8	52	51 6/8	56 4/8	59 6/8	62 4/8
UCL3	44 2/8	48	51 1/8	52 3/8	55 3/8	57 7/8
UCL5	45 5/8	49 3/8	49 5/8	53 7/8	57	59 4/8
UCL7	46 2/8	50 1/8	53 4/8	54 5/8	57 7/8	60 3/8

NOTE THE 1&8 LINES ARE CONNECTED DIRECTLY TO THE STABILIZERS. THEREFORE B AND C WILL BE LOWER/SHORTER (NEGATIVE) THEN A

All dimensions in Inches