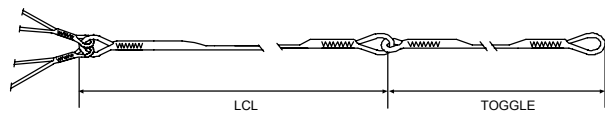
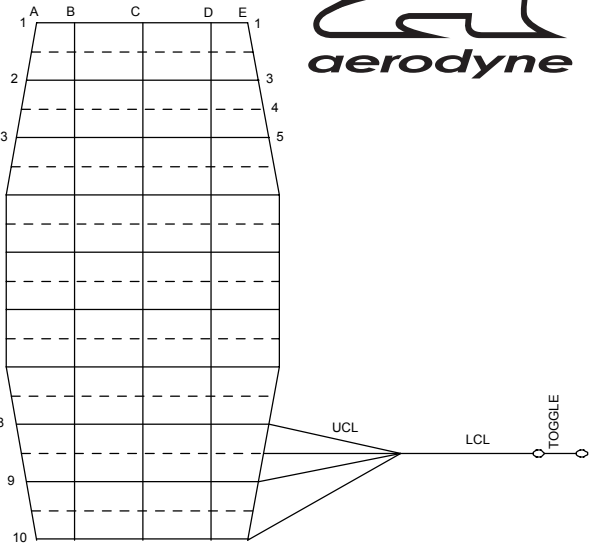
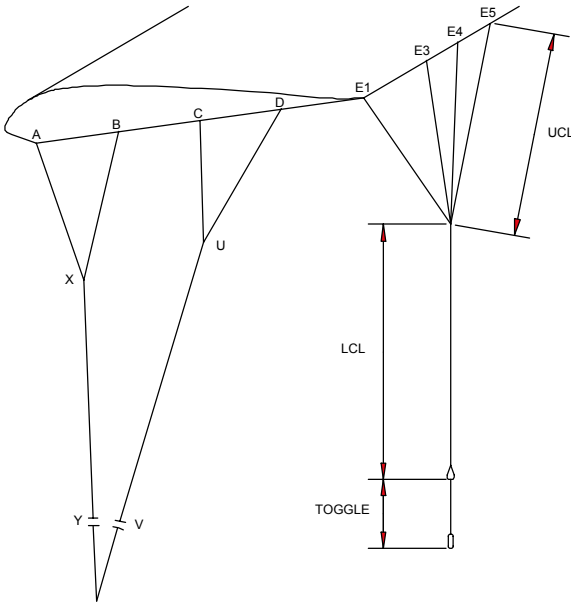
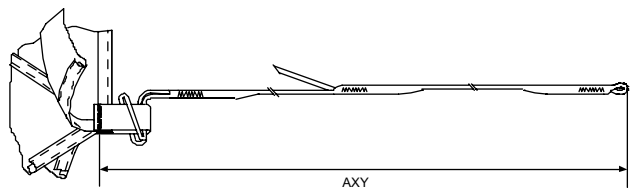


VISION



ENSURE LOOPS ARE HELD EVENLY AND SECURELY. EACH LINE TO BE LOADED TO 4.5KG DURING MEASUREMENT. MEASURE THE DEPLOYMENT BRAKE SETTING WITH THE TOGGLES STOWED. MEASURE THE FULL FLIGHT SETTING WITH THE TOGGLES UNSTOWED.



MEASURE FROM END OF SUSPENSION LINE LOOP TO BARTACK ON SUSPENSION LINE ATTACHMENT TAB.

Canopy	90	96	104	111	117	124	132	140	150	168
AXY1	2295	2414	2580	2675	2745	2857	2952	3060	3158	3394
A1-B1	49	52	56	55	56	59	60	62	64	68
A1-C1	153	161	172	174	178	186	189	194	200	213
AXY2	2295	2414	2580	2675	2745	2857	2952	3060	3158	3394
A2-B2	74	77	81	84	86	90	91	93	96	102
A2-C2	209	218	231	236	242	253	258	264	273	289
AXY3	2295	2414	2580	2675	2745	2857	2952	3060	3158	3394
A3-B3	34	36	37	38	39	40	41	42	43	48
A3-C3	161	169	178	182	187	193	198	203	209	224
A3-D3	330	347	364	372	382	396	405	415	428	459
AXY4	2295	2414	2580	2675	2745	2857	2952	3060	3158	3394
A4-B4	37	39	40	41	43	44	45	47	48	52
A4-C4	179	188	197	202	208	216	221	227	234	249
A4-D4	348	366	383	392	403	419	428	439	453	484
LCL	1748	1852	1983	2087	2139	2220	2280	2395	2454	2615
TOGGLE	434	450	450	439	450	469	480	500	500	464
E5-E1	103	109	124	127	130	135	138	141	147	143
E5-E3	39	41	50	40	41	42	59	60	62	55
E5-E4	20	21	26	27	28	29	30	30	31	27

Deployment Brake Setting

E5-C5	80	80	100	87	89	93	110	90	90	80
-------	----	----	-----	----	----	----	-----	----	----	----

+E Shorter than C

Full Flight Setting

E5-D5	171	192	155	162	166	173	157	197	173	126
-------	-----	-----	-----	-----	-----	-----	-----	-----	-----	-----

+E Longer than D

All dimensions in mm

REV 0.0