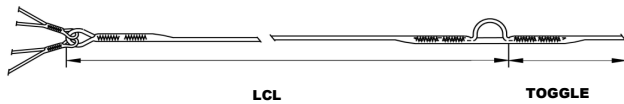
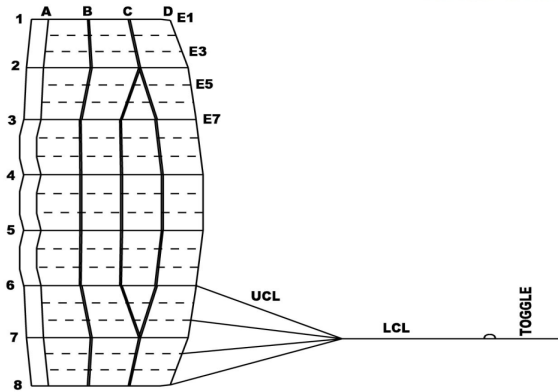
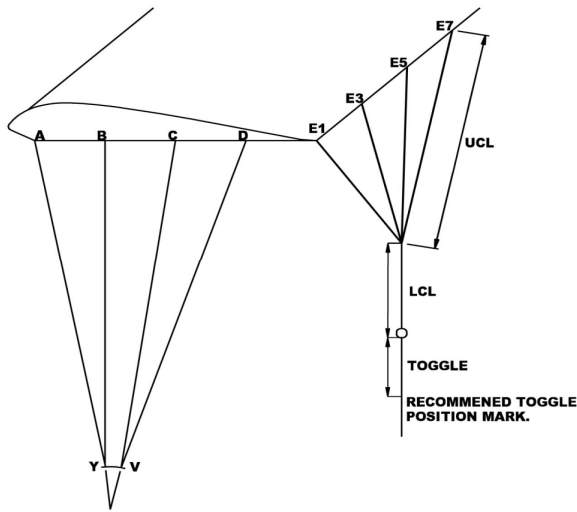
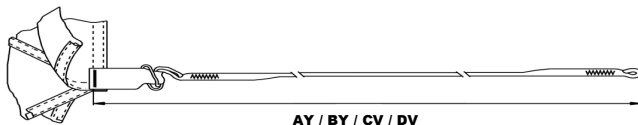


# SENSEI



LCL TOGGLE



AY / BY / CV / DV

ENSURE LOOPS ARE HELD EVENLY AND SECURELY. EACH LINE TO BE LOADED TO 4.5KG DURING MEASUREMENT. MEASURE THE DEPLOYMENT BRAKE SETTING WITH THE TOGGLES STOWED. MEASURE THE FULL FLIGHT SETTING WITH THE TOGGLES UNSTOWED.

MEASURE FROM END OF SUSPENSION LINE LOOP TO BARTACK ON SUSPENSION LINE ATTACHMENT TAB.

Canopy	71	81	91	101	111	121
AY1	2365	2718	2810	2963	3138	3275
BY1	2315	2669	2745	2924	3020	3155
CV1	2280	2669	2745	2924	3020	3155
AY2	2340	2721	2814	2965	3142	3280
BY2	2425	2778	2871	3025	3207	3350
CV2	2575	2977	3023	3200	3389	3540
AY3	2345	2705	2794	2945	3121	3160
BY3	2400	2759	2848	3002	3178	3320
CV3	2505	2873	2965	3132	3314	3460
DV3	2635	3016	3115	3291	3174	3630
AY4	2345	2705	2794	2945	3121	3260
BY4	2400	2756	2845	3002	3178	3320
CV4	2505	2780	2965	3129	3311	3460
DV4	2649	3032	3134	3310	3497	3650
LCL	1600	1736	1795	1890	2004	2090
TOGGLE	445	381	394	524	555	460
E1	2810	3058	3111	3325	3523	3675
E3	2725	2955	3092	3220	3411	3560
E5	2760	2990	3056	3260	3452	3600
E7	2775	3009	3155	3280	3474	3625

NOTE THE 1&8 LINES ARE CONNECTED DIRECTLY TO THE STABILIZERS. THEREFORE B AND C WILL BE LOWER/SHORTER (NEGATIVE) THEN A

E1 = UCL1 + LCL

E3 = UCL3 + LCL

E5 = UCL5 + LCL

E7 = UCL7 + LCL

All dimensions in mm

