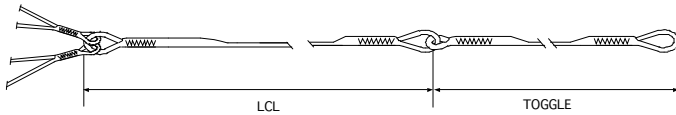
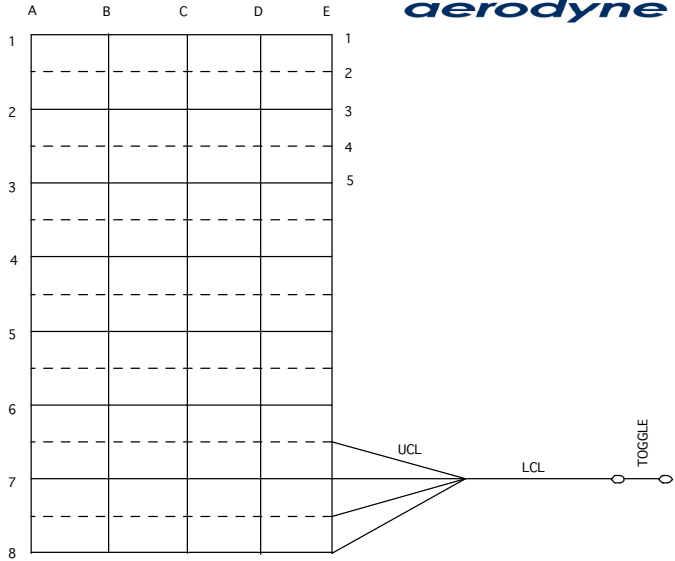
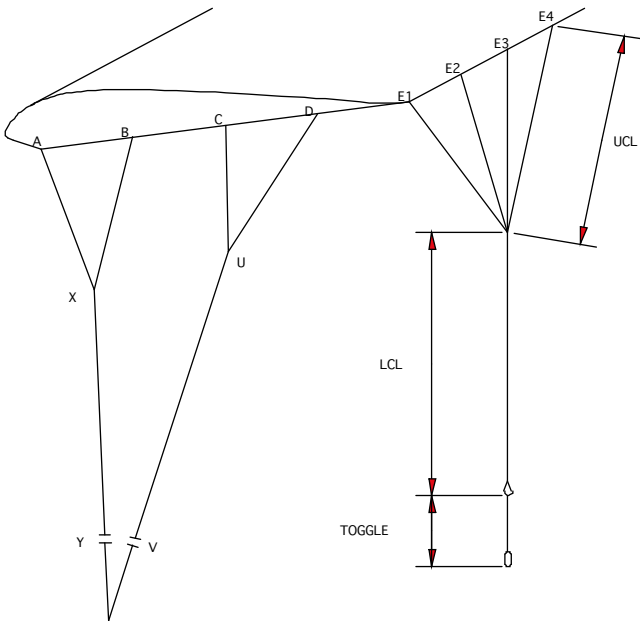
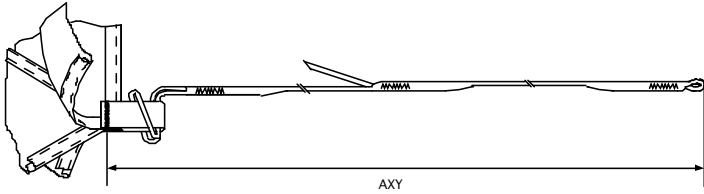


# SMART



ENSURE LOOPS ARE HELD EVENLY AND SECURELY. EACH LINE TO BE LOADED TO 10LBS DURING MEASUREMENT. MEASURE THE DEPLOYMENT BRAKE SETTING WITH THE TOGGLES STOWED. MEASURE THE FULL FLIGHT SETTING WITH THE TOGGLES UNSTOWED.



MEASURE FROM END OF SUSPENSION LINE LOOP TO BARTACK ON SUSPENSION LINE ATTACHMENT TAB.

Canopy	99	110	120	135	150	160	175	190	220	250	
AXY	94 3/4	98 2/4	103 1/4	109 2/4	115 1/4	118 2/4	124	129 1/4	139	146 2/4	
A-B	1 2/4	1 2/4	1 2/4	1 2/4	1 3/4	1 3/4	1 3/4	2	2	3 3/4	
A-C	7	7 1/4	7 3/4	8 2/4	9 1/4	9 1/4	9 1/4	10	10 3/4	11	
A-D	15 2/4	15 3/4	17 1/4	18	19 1/4	19 3/4	20 1/4	21 1/4	22 3/4	22 1/4	
LCL	74 2/4	77 3/4	81 1/4	85 3/4	90 1/4	93	96 3/4	100 2/4	107 1/4	86 2/4	
TOGGLE	17 1/4	17 2/4	13 3/4	14 2/4	15 3/4	16 1/4	17 1/4	17 2/4	17 1/4	31 2/4	
C4-E4	EVEN	EVEN	EVEN	EVEN	EVEN	EVEN	EVEN	EVEN	EVEN	-	
C4-E5	-	-	-	-	-	-	-	-	-	EVEN	
Full Flight Setting											
D4-E4	8 3/4	9 1/4	4 3/4	5 1/4	5 3/4	6	6 1/4	6 1/4	5	-	ABOVE D4
D4-E5	-	-	-	-	-	-	-	-	-	20 3/4	ABOVE D4

Float  
 B : 3/4"  
 C : 1 5/8"  
 D : 2 3/8"

All dimensions in Inch

VERSION 1.1