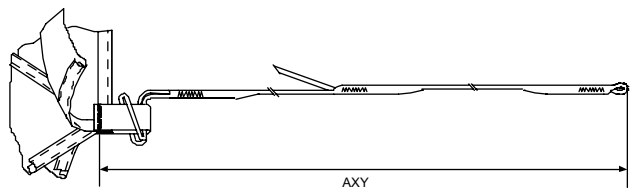
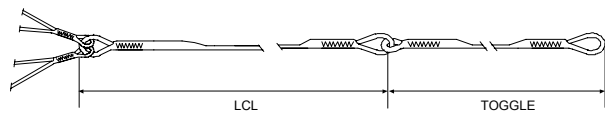
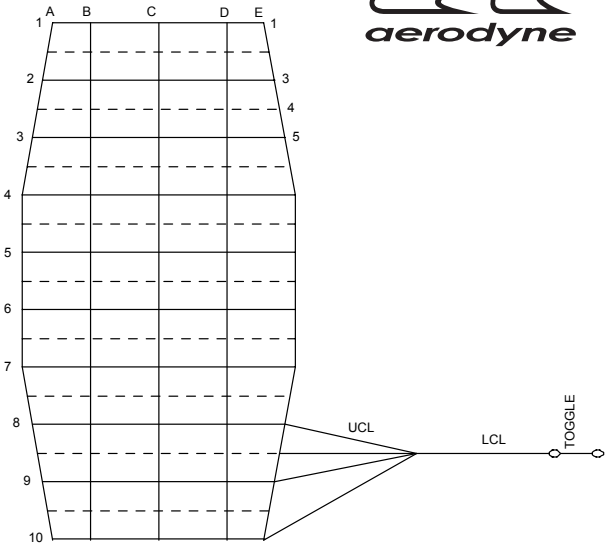
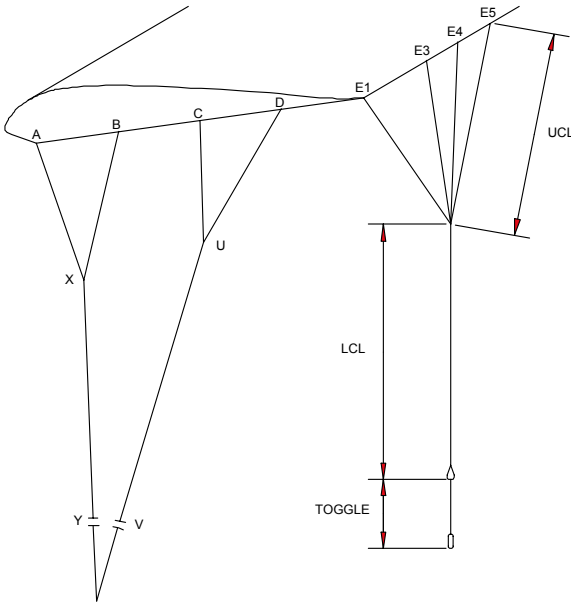


VISION



ENSURE LOOPS ARE HELD EVENLY AND SECURELY. EACH LINE TO BE LOADED TO 10LBS DURING MEASUREMENT. MEASURE THE DEPLOYMENT BRAKE SETTING WITH THE TOGGLES STOWED. MEASURE THE FULL FLIGHT SETTING WITH THE TOGGLES UNSTOWED.

MEASURE FROM END OF SUSPENSION LINE LOOP TO BARTACK ON SUSPENSION LINE ATTACHMENT TAB.

Canopy	90	96	104	111	117	124	132	140	150	168
AXY1	90 3/8	95	101 5/8	105 3/8	108 1/8	112 1/2	116 2/8	120 1/2	124 3/8	133 5/8
A1-B1	1 7/8	2	2 1/4	2 1/8	2 1/4	2 3/8	2 3/8	2 1/2	2 1/2	2 5/8
A1-C1	6	6 3/8	6 3/4	6 7/8	7	7 3/8	7 1/2	7 5/8	7 7/8	8 3/8
AXY2	90 3/8	95	101 5/8	105 3/8	108 1/8	112 1/2	116 1/4	120 1/2	124 3/8	133 5/8
A2-B2	2 7/8	3	3 1/4	3 1/4	3 3/8	3 1/2	3 5/8	3 5/8	3 3/4	4
A2-C2	8 1/4	8 5/8	9 1/8	9 1/4	9 1/2	10	10 1/8	10 3/8	10 3/4	11 3/8
AXY3	90 3/8	95	101 5/8	105 3/8	108 1/8	112 1/2	116 1/4	120 1/2	124 3/8	133 5/8
A3-B3	1 3/8	1 3/8	1 1/2	1 1/2	1 1/2	1 5/8	1 5/8	1 5/8	1 3/4	1 7/8
A3-C3	6 3/8	6 5/8	7	7 1/8	7 3/8	7 5/8	7 3/4	8	8 1/4	8 7/8
A3-D3	13	13 5/8	14 3/8	14 5/8	15	15 5/8	16	16 3/8	16 7/8	18 1/8
AXY4	90 3/8	95	101 5/8	105 3/8	108 1/8	112 1/2	116 1/4	120 1/2	124 3/8	133 5/8
A4-B4	1 1/2	1 1/2	1 5/8	1 5/8	1 3/4	1 3/4	1 3/4	1 7/8	1 7/8	2
A4-C4	7	7 3/8	7 3/4	8	8 1/4	8 1/2	8 3/4	8 7/8	9 1/4	9 3/4
A4-D4	13 3/4	14 3/8	15 1/8	15 3/8	15 7/8	16 1/2	16 7/8	17 1/4	17 7/8	19
LCL	68 7/8	72 7/8	78 1/8	82 1/8	84 1/4	87 3/8	89 3/4	94 1/4	96 5/8	103
TOGGLE	17 1/8	17 3/4	17 3/4	17 1/4	17 3/4	18 1/2	18 7/8	19 5/8	19 5/8	18 1/4
E5-E1	4	4 1/4	4 7/8	5	5 1/8	5 3/8	5 3/8	5 5/8	5 3/4	5 5/8
E5-E3	1 1/2	1 5/8	2	1 1/2	1 5/8	1 5/8	2 3/8	2 3/8	2 1/2	2 1/8
E5-E4	3/4	7/8	1	1 1/8	1 1/8	1 1/8	1 1/8	1 1/8	1 1/4	1 1/8
Deployment Brake Setting										
E5-C5	3 1/8	3 1/8	3 7/8	3 3/8	3 1/2	3 5/8	4 3/8	3 1/2	3 1/2	3 1/8
Full Flight Setting										
E5-D5	6 3/4	7 4/8	6 1/8	6 3/8	6 1/2	6 3/4	6 1/8	7 3/4	6 3/4	5

+E Shorter than C

+E Longer than D

All dimensions in Inches

REV 0.0