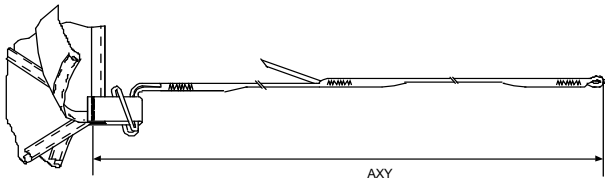
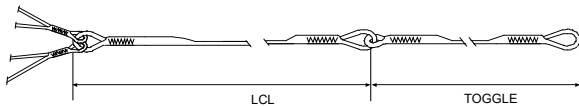
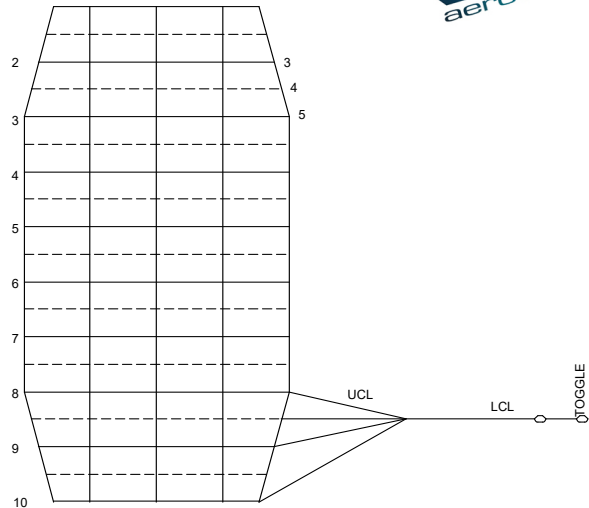
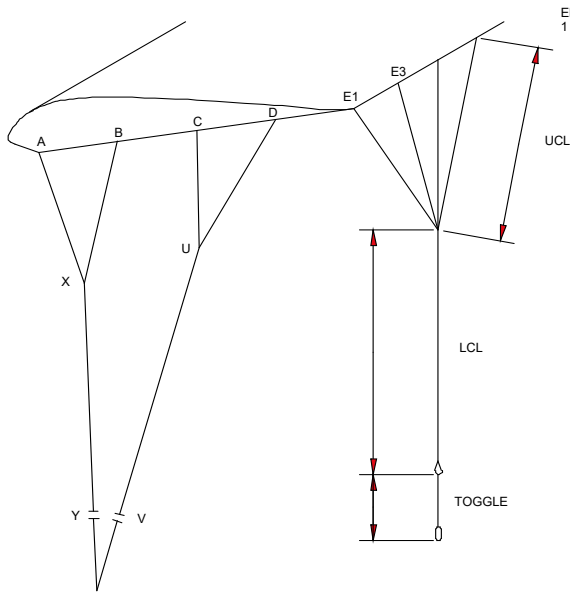


# ZuluX (Imperial)<sub>c</sub>



ENSURE LOOPS ARE HELD EVENLY AND SECURELY. EACH LINE TO BE LOADED TO 4.5KG DURING MEASUREMENT. MEASURE THE DEPLOYMENT BRAKE SETTING WITH THE TOGGLES STOWED. MEASURE THE FULL FLIGHT SETTING WITH THE TOGGLES UNSTOWED.

MEASURE FROM END OF SUSPENSION LINE LOOP TO BARTACK ON SUSPENSION LINE ATTACHMENT TAB.

Canopy	92	102	112	122	132	152	172
AXY1	84 2/8	88 5/8	95 2/8	99 3/8	103 1/8	114 5/8	118 6/8
A1-B1	1 3/8	1 5/8	1 5/8	1 5/8	1 5/8	1 5/8	1 5/8
A1-C1	5 3/8	5 7/8	6 1/8	6 1/8	6 4/8	6 7/8	7 1/8
A1-D1	10 3/8	11 2/8	11 6/8	12	12 5/8	13 3/8	13 6/8

AXY2	84 2/8	88 5/8	95 2/8	99 3/8	103 1/8	114 5/8	118 6/8
A2-B2	1 5/8	1 6/8	2	2	2	1 6/8	2
A2-C2	6 4/8	6 7/8	7 4/8	7 4/8	7 5/8	8 1/8	8 4/8
A2-D2	12 5/8	13 3/8	14 1/8	14 3/8	15	16	16 4/8

AXY3	84 2/8	88 5/8	95 2/8	99 3/8	103 1/8	114 5/8	118 6/8
A3-B3	1 6/8	2	2 1/8	2	2 1/8	2 1/8	2 1/8
A3-C3	7 1/8	7 5/8	8 1/8	8 2/8	8 4/8	8 7/8	9
A3-D3	13 6/8	14 5/8	15 4/8	15 6/8	16 3/8	17 3/8	17 7/8

LCL	69 7/8	71 5/8	76 6/8	79 7/8	82 5/8	87 5/8	91 6/8
TOGGLE	13 6/8	14 1/8	15 6/8	15 6/8	16 3/8	16 7/8	16 6/8

ULC1	28 1/8	30 6/8	31 1/8	32 2/8	33 4/8	37 6/8	39 6/8
UCL3	29 1/8	32 2/8	32 2/8	33 4/8	34 5/8	39 3/8	41 1/8
UCL4	30 6/8	33 7/8	33 7/8	35 2/8	36 5/8	41 6/8	43 2/8
UCL5	33 7/8	42 7/8	41 6/8	42 7/8	42 7/8	45 2/8	50

STABILIZER FLOAT  
 B : 1/2  
 C : 3/4  
 D : 1 1/4

All dimensions in inch