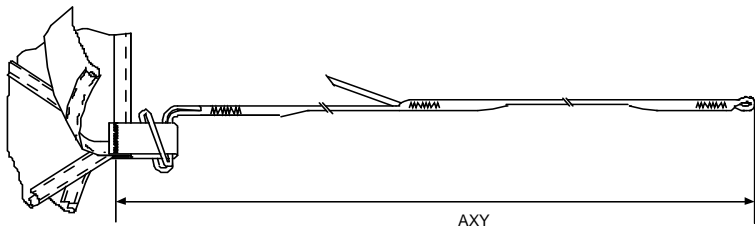
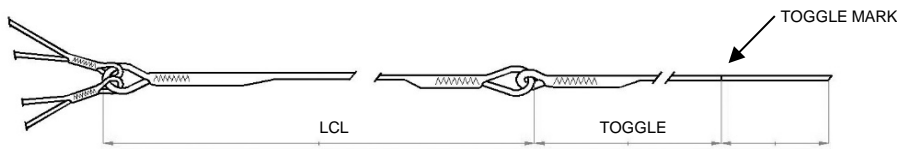
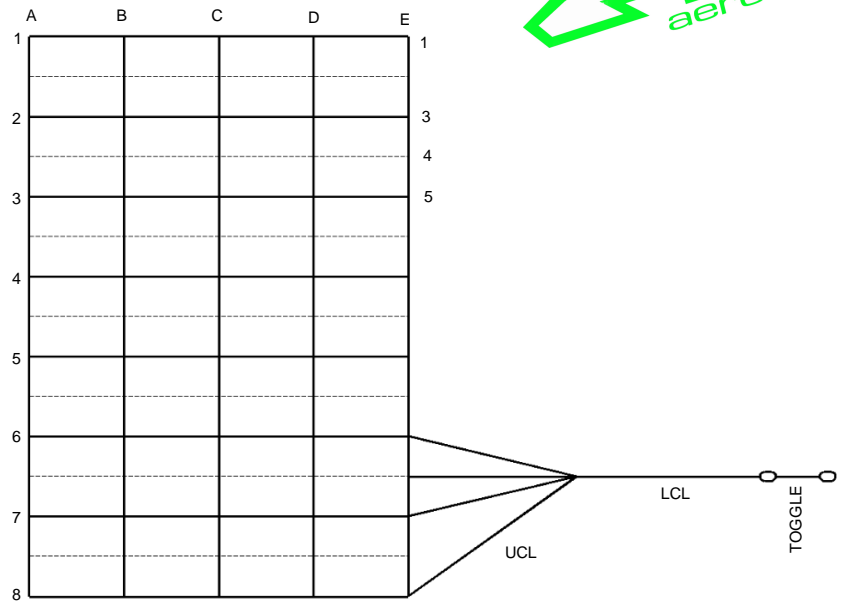
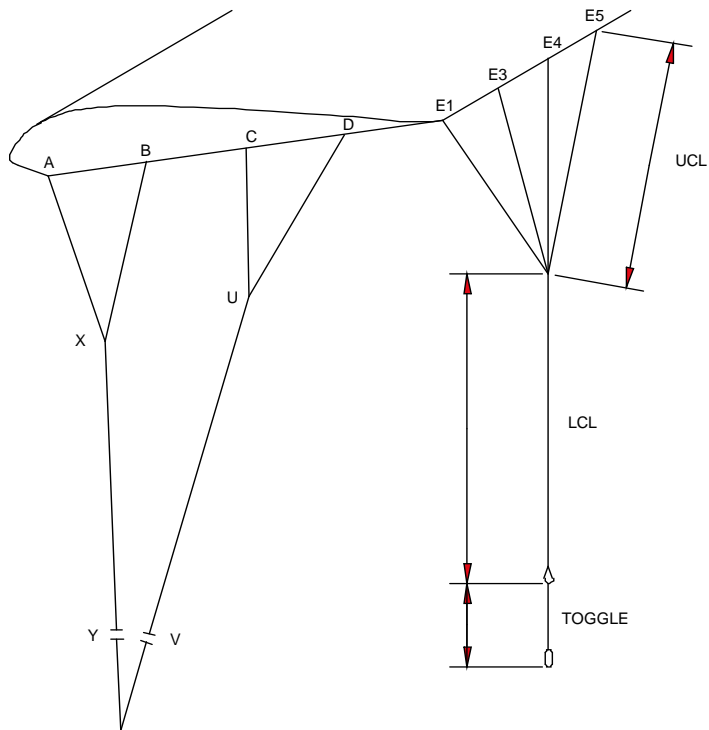


PILOT 7



ENSURE LOOPS ARE HELD EVENLY AND SECURELY. EACH LINE TO BE LOADED TO 4.5KG DURING MEASUREMENT. MEASURE THE DEPLOYMENT BRAKE SETTING WITH THE TOGGLES STOWED. MEASURE THE FULL FLIGHT SETTING WITH THE TOGGLES UNSTOWED.

MEASURE FROM END OF SUSPENSION LINE LOOP TO BARTACK ON SUSPENSION LINE ATTACHMENT TAB

STABILIZER FLOAT :
 A : 1/2
 B : 3/4
 C : 1 1/4

Canopy	117	137	147	167	187	207	227	247
AXY1	96 1/2	105	112 1/4	119 1/4	125 3/4	132 1/4	138 3/4	146 1/4
A1-B1	1 1/4	1 1/4	1 1/2	1 1/4	1 1/2	1 1/2	1 1/2	1 1/2
A1-C1	6 3/4	7 1/4	7 3/4	7 3/4	8 1/4	8 3/4	9	9 3/4
A1-D1	14	15 1/4	16	16 1/2	17 1/4	18	19	20
AXY2	96 1/2	105	112 1/4	119 1/4	125 3/4	132 1/4	138 3/4	146 1/4
A2-B2	1 1/2	1 1/2	1 3/4	1 1/2	1 3/4	1 3/4	2	2 1/4
A2-C2	7 3/4	8 1/2	9	9 1/4	9 3/4	10 1/2	10 3/4	11 1/2
A2-D2	16 1/2	17 3/4	19	19 1/2	20 1/2	21 1/2	22 1/2	23 3/4
AXY3	96 1/2	105	112 1/4	119 1/4	125 3/4	132 1/4	138 3/4	146 1/4
A3-B3	1 1/2	1 3/4	1 3/4	1 3/4	2	2	2 1/4	2 1/4
A3-C3	8 3/4	9	9 3/4	10	10 3/4	11 1/4	11 1/2	12
A3-D3	18	19	20 1/4	21	22 1/4	23 1/4	24 1/4	25 1/2
LCL	71 1/4	73 1/2	79 3/4	81	84 3/4	88 1/2	95 1/4	102 1/2
TOGGLE	19 3/4	20 3/4	19	20	27 1/2	28 3/4	22 3/4	23 1/2
ULC1	37 3/4	40 1/4	42 1/2	45	46 3/4	49	51 1/4	53 1/2
UCL3	39 1/4	41 3/4	44	46 1/2	48 1/2	50 3/4	52 3/4	55
UCL4	41 1/4	44	46 1/2	49	51 1/4	53 1/2	55 1/2	58 1/4
UCL5	48	51 1/4	54	56 3/4	57	59 1/2	62 1/4	65

All dimensions in inch

VER 0.1