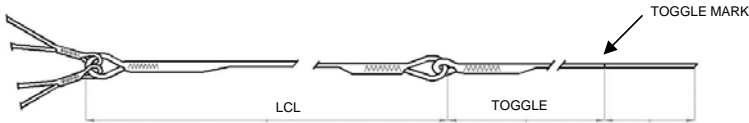
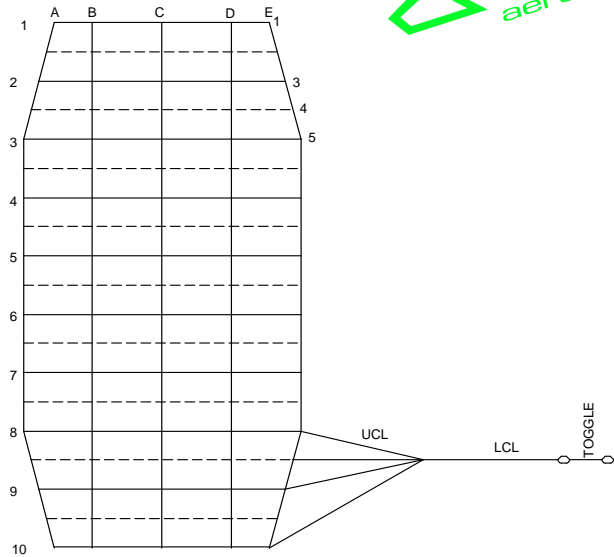
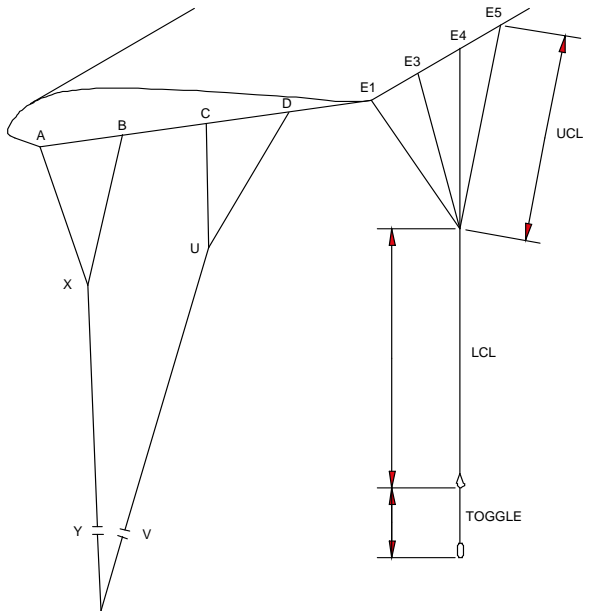
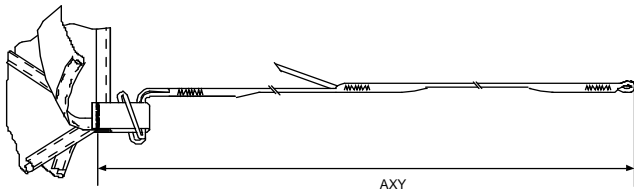


PILOT



ENSURE LOOPS ARE HELD EVENLY AND SECURELY. EACH LINE TO BE LOADED TO 4.5KG DURING MEASUREMENT. MEASURE THE DEPLOYMENT BRAKE SETTING WITH THE TOGGLES STOWED. MEASURE THE FULL FLIGHT SETTING WITH THE TOGGLES UNSTOWED.



MEASURE FROM END OF SUSPENSION LINE LOOP TO BARTACK ON SUSPENSION LINE ATTACHMENT TAB.

STABILIZER FLOAT
B : 10
C : 20
D : 30

Canopy	90	96	104	111	117	124	132	140	150	168	188	210	230	250
AXY1	2260	2370	2470	2530	2590	2705	2837	2922	3024	3220	3404	3578	3940	4155
A1-B1	27	30	35	32	35	25	26	27	28	30	31	33	35	35
A1-C1	130	130	135	143	150	146	153	158	163	174	183	193	195	210
A1-D1	262	265	280	288	298	296	310	320	331	353	372	391	405	430
AXY2	2260	2370	2470	2530	2590	2705	2837	2922	3024	3220	3404	3578	3940	4155
A2-B2	32	30	35	37	36	32	34	35	36	38	40	42	45	50
A2-C2	155	155	160	170	171	172	181	186	193	205	216	227	240	250
A2-D2	307	315	330	340	345	350	368	378	392	417	440	462	485	505
AXY3	2260	2370	2470	2530	2590	2705	2837	2922	3024	3220	3404	3578	3940	4155
A3-B3	35	35	40	40	39	35	37	38	39	42	44	46	50	50
A3-C3	165	170	175	181	182	185	194	200	207	221	233	244	255	270
A3-D3	332	340	355	365	370	375	393	405	419	447	472	495	520	545
LCL	1830	1880	1960	2010	2052	2105	2208	2274	2353	2505	2649	2785	3100	3290
TOGGLE	355	390	365	390	380	390	409	421	426	444	462	481	500	525
ULC1	745	770	800	820	838	860	902	929	962	1024	1082	1138	1190	1240
UCL3	770	800	830	850	868	890	933	961	995	1059	1120	1177	1230	1285
UCL4	815	840	875	895	916	940	986	1015	1051	1119	1183	1244	1300	1360
UCL5	945	975	1015	1040	1063	1090	1143	1177	1219	1297	1372	1442	1510	1575
Deployment Brake Setting														
E5-C5	230	200	225	220	220	190	195	220	220	245	280	290	330	355
Full Flight Setting														
E5-D5	570	550	470	440	430	405	410	445	445	455	512	520	645	685

All dimensions in mm

VER 1.2